



Product Environmental Profile

Harmony XPEM
Metal foot switch



Product Environmental Profile - PEP

Product Overview

The main purpose of the Harmony XPEM product range is to provide start and stop commands for many types of machines running in various operating modes: inching, jogging, continuous. This range consists of metal foot switches with single or dual control, with or without a protective cover and latching device.

The product used for the analysis of the XPEM range is the single-control foot switch with a protective cover and latching device, XPEM 510.

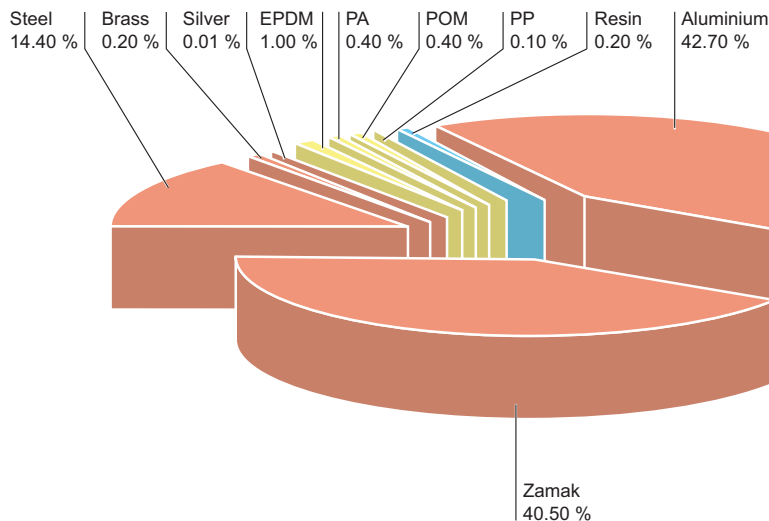
The environmental impacts of this referenced product are representative of the impacts of the other products in the range for which the same technology is used.

The environmental analysis was performed in conformity with ISO 14040 "Environmental management: Life cycle assessment – Principle and framework".

This analysis takes the stages in the life cycle of the product into account.

Constituent materials

The mass of the products in the range is from 1 200 g to 6 090 g, not including the packaging. It is 2 515 g for the XPEM 510 analysed. The constituent materials are distributed as follows:



Substance assessment

Products of this range are designed in conformity with the requirements of the RoHS directive (European Directive 2002/95/EC of 27 January 2003) and do not contain, or in the authorised proportions, lead, mercury, cadmium, chromium hexavalent, flame retardant (polybromobiphenyles PBB, polybromodiphenylthethers PBDE) as mentioned in the Directive.

Manufacturing

The Harmony XPEM product range is manufactured at a Schneider Electric production site operating an ISO 14001 certified environmental management system.

Distribution

The weight and volume of the packaging have been reduced in compliance with the European Union's packaging directive. The weight of the packaging of the XPEM 510 is 95 g. It consists of cardboard and paper, which are 100 % recyclable materials. The product distribution flows have been optimised by setting up local distribution centres close to the market areas.

Product Environmental Profile - PEP

Utilization

The products in the Harmony XPEM range do not generate any environmental pollution requiring special precautionary measures (noise, emissions, etc.).

The dissipated power depends on the conditions under which the product is implemented and used.

To minimise losses due to the Joule effect, the resistance of the electrical contacts has been optimised to ensure that the environmental impact of the product is negligible when it is in use.

End of life

At end of life, the products in the Harmony XPEM range have been optimized to decrease the amount of waste and allow recovery of the product components and materials.

This product range doesn't need any special end-of-life treatment. According to countries' practices this product can enter the usual end-of-life treatment process.

The recyclability potential of the products has been evaluated using the "ECO'DEEE recyclability and recoverability calculation method" (version V1, 20 Sep. 2008 presented to the French Agency for Environment and Energy Management: ADEME).

According to this method, the potential recyclability ratio is: 98 %.

As described in the recyclability calculation method this ratio includes only metals and plastics which have proven industrial recycling processes.

Environmental impacts

The EIME (Environmental Impact and Management Explorer) software, version 1.6, and its database, version 5.4, were used for the Life Cycle Assessment.

The analysis focused on an XPEM 510.

The environmental impacts were analysed for the Manufacturing (M) phase, including the processing of raw materials, and for the Distribution (D) phase.

Presentation of product environmental impacts:

Environmental indicators	Unit	Impacts for 1 x XPEM 510 metal foot switch			
		S = M + D + U	M	D	U
Depletion of natural resources	Y-1	8.65 10 ⁻¹⁴	8.64 10 ⁻¹⁴	5.58 10 ⁻¹⁷	0
Water depletion	dm ³	4.25 10 ²	4.20 10 ²	5.28	0
Contribution to the greenhouse effect	g≈CO ₂	2.74 10 ⁴	2.39 10 ⁴	3.47 10 ³	0
Destruction of the ozone layer	g≈CFC-11	1.39 10 ⁻²	1.32 10 ⁻²	6.71 10 ⁻⁴	0
Atmospheric ozone creation	g≈C ₂ H ₄	33.3	27.3	6.03	0
Air acidification	g≈H ⁺	6.07	5.60	4.71 10 ⁻¹	0
Hazardous waste production	kg	1.28 10 ⁻¹	1.27 10 ⁻¹	3.46 10 ⁻⁴	0

The life cycle analysis showed that the Manufacturing phase (phase M) has the greatest impact on most of the environmental indicators and the environmental parameters of this phase were optimised at the design stage.

Product Environmental Profile - PEP

System approach

As the product of the range are designed in accordance with the RoHS Directive (European Directive 2002/95/EC of 27 January 2003), they can be incorporated without any restriction within an assembly or an installation submitted to this Directive.

N.B.: please note that the environmental impacts of the product depend on the use and installation conditions of the product.

Impacts values given above are only valid within the context specified and cannot be directly used to draw up the environmental assessment of the installation.

Glossary

Raw Material Depletion (RMD)

This indicator quantifies the consumption of raw materials during the life cycle of the product. It is expressed as the fraction of natural resources that disappear each year, with respect to all the annual reserves of the material.

Energy Depletion (ED)

This indicator gives the quantity of energy consumed, whether it be from fossil, hydroelectric, nuclear or other sources.

This indicator takes into account the energy from the material produced during combustion. It is expressed in MJ.

Water Depletion (WD)

This indicator calculates the volume of water consumed, including drinking water and water from industrial sources. It is expressed in dm³.

Global Warming (GW)

The global warming of the planet is the result of the increase in the greenhouse effect due to the sunlight reflected by the earth's surface being absorbed by certain gases known as «greenhouse-effect» gases. The effect is quantified in gram equivalent of CO₂.

Ozone Depletion (OD)

This indicator defines the contribution to the phenomenon of the disappearance of the stratospheric ozone layer due to the emission of certain specific gases. The effect is expressed in gram equivalent of CFC-11.

Photochemical Ozone Creation (POC)

This indicator quantifies the contribution to the «smog» phenomenon (the photochemical oxidation of certain gases which generates ozone) and is expressed in gram equivalent of methane (C₂H₄).

Air Acidification (AA)

The acid substances present in the atmosphere are carried by rain. A high level of acidity in the rain can cause damage to forests.

The contribution of acidification is calculated using the acidification potentials of the substances concerned and is expressed in mode equivalent of H⁺.

Hazardous Waste Production (HWP)

This indicator calculates the quantity of specially treated waste created during all the life cycle phases (manufacturing, distribution and utilization). For example, special industrial waste in the manufacturing phase, waste associated with the production of electrical power, etc. It is expressed in kg.

Registration No.: SCHN-2011-100-V0

Programme information: www.pep-ecopassport.org

PEP in compliance with PEPecopassport according to PEP-AP0011 rules

ACV rules are available from PEP editor on request

Schneider Electric Industries SAS

35, rue Joseph Monier
CS30323
F - 92506 Rueil Malmaison Cedex

RCS Nanterre 954 503 439
Capital social 896 313 776 €
www.schneider-electric.com



We are committed to safeguarding our planet by "Combining innovation and continuous improvement to meet the new environmental challenges".

Published by: Schneider Electric